

LEAD
by
bürotime

technical document



LEAD



Duygu Aslanel

“Nowadays, as a result of changing population in the offices and the evolution of the contemporary work, roles are less rigid and hierarchical, with greater emphasis placed on horizontal relationships in the offices. Based on these approaches, Lead executive series was designed as a response to the fluid and dynamic nature of contemporary work environments. Its design goes beyond the idea of the traditional desk, communicating openness and dialog. The collection stands out for its carefully-designed structural details and skilled use of materials, all of which result in an unmistakable stylish signature.”

The innovative design of the table leg's moulded shape in fibre composite, leads to an independent and aesthetics appearance. These special high-tech formed legs and the modesty panel that connects them in a fluid and curved form from end to end create a dynamic visual harmony. This sleek, flowing lines of the design and it's minimal, sculptural look make it the perfect complement to executive work environments.





The desk and storage modules that make up the series are designed as stand-alone units to support different usage scenarios and to be freely combined to adapt to the user's working style. In general, elegant, plain, light and soft forms were used in the collection, completing the visual language and effect of the table. Lead collection pieces; desks and storages are designed as independent units that can be freely combined together, adapting to the working style of the user to further extend different usage scenarios. In general, elegant, plain, light and soft forms were used in the collection, completing the visual language and effect of the table.



product family _____

desk



credenza



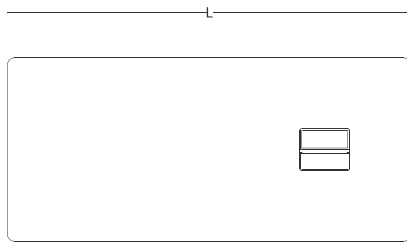
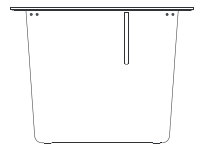
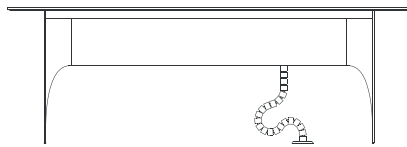
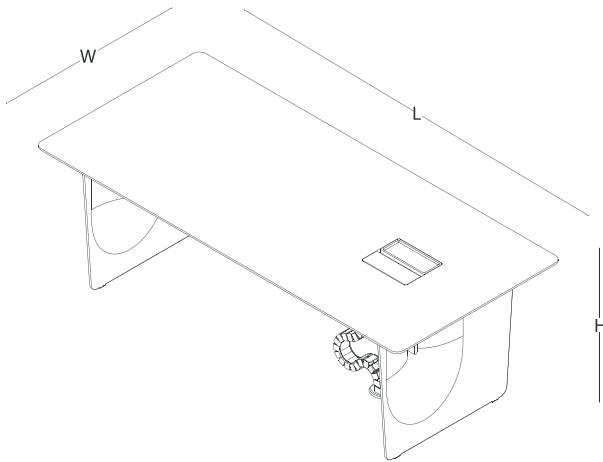
cabinet



size chart

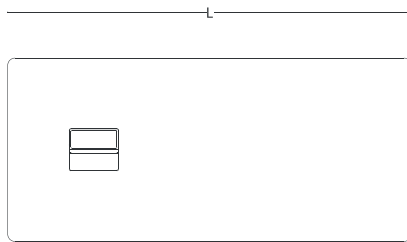
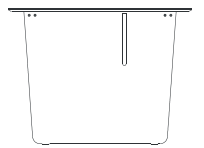
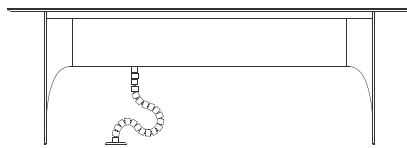
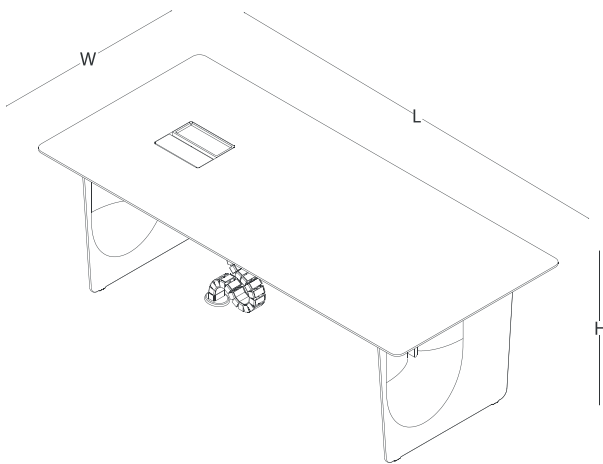
desk wood veneer / mdf - left

W 100 L 220 / 240 H 74,5



desk wood veneer / mdf - right

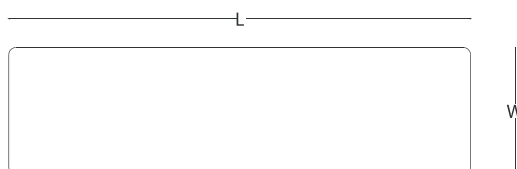

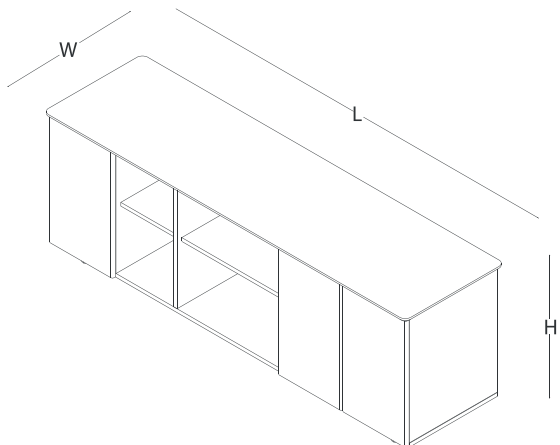
W 100 L 220 / 240 H 74,5



size chart _____

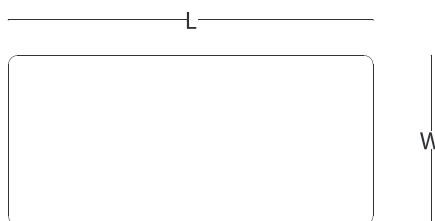
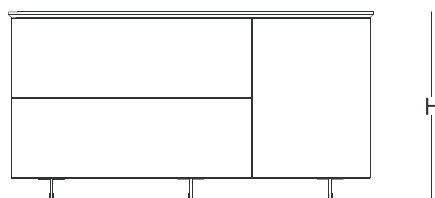
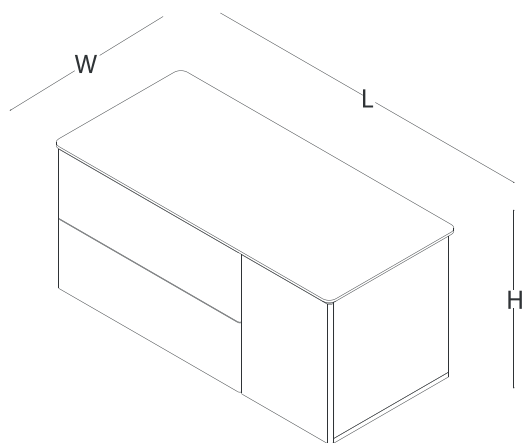
credenza wood veneer / mdf

W 54 L 197 H 69



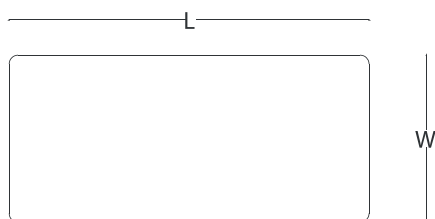
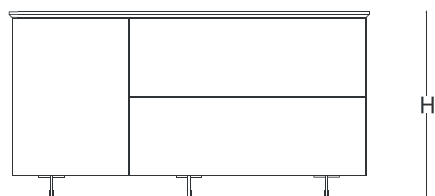
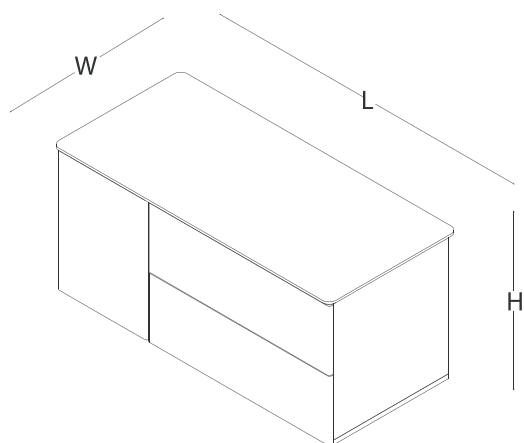
cabinet wood veneer / mdf - right

W 56 L 120,3 H 62



cabinet wood veneer / mdf - left


W 56 L 120,3 H 62



color options _____ wood veener (top - wood veener top - shelf)



american walnut



titanium oak




lime oak


mdf (top - shelf)




oleaster




ash oak



hazelnut




acacia



natural oak




african oak



samba walnut


melamine (body)




white



grey



sand




anthracite



black

metal (leg)




white




grey



sand



anthracite



black

lacquer (panel, leg, door)



white




grey



sand



anthracite



black