

ERA
by
bürotime

teknik döküman

ERA

Üretken ve dingin
ofisler için...



Bürotime Tasarım Ekibi

“Kullanıcıya özel çözümler sunan Era ürün ailesi, teknoloji öncesi ve sonrası iki dönemi mükemmel bir uyumla harmanlarken; teknolojik detaylar ve işlevsellik üzerine kurgulanmış yalın tasarımıyla çalışma alanlarındaki özgün kullanım senaryolarına imkan tanır.”

ürün ailesi


masa



dört ayaklı



üç ayaklı



iki ayaklı

workstation



iki tablalı



dört tablalı

depolama



tabla özellikleri _____



melamin



mdf

özellik tablosu _____

W L	120*	140	160	200	220
70	M/A*	M/A	M/A		
80			M/A	M/A	
100				M/A	M/A


M melamin

A mdf**


* 120cm. tabla sadece workstationlarda kullanılmaktadır.

** mdf tabla bitişleri pahlı olup, su bazlı cila uygulanmaktadır.


renk seçenekleri _____ melamin




beyaz | white




kum | sand




kül meşe | ash oak




iğde | oleaster



akasya | acacia




samba cevizi |
samba walnut




antrasit | antrachite



findık | hazelnut



gri | grey



doğal meşe |
natural oak



afrika meşe |
african oak

mdf



findık | hazelnut



iğde | oleaster



kül meşe | ash oak



akasya | acacia



samba cevizi |
samba walnut



afrika meşe |
african oak


metal




beyaz | white



gri | grey



kum | sand



antrasit | antrachite



siyah | black